


PRINCIPAL DIMENSIONS


LENGTH, MOULDED	71'-3"
LENGTH, WATERLINE	63'-5"
BEAM, MOULDED	19'-6"
DRAFT, HULL	4'-0"
DRAFT, PROPS	5'-6"



REV	DESCRIPTION	DATE	DRAWN BY	CHKD. BY
B	---	---	---	---
A	---	---	---	---
LTR	---	---	---	---

REVISIONS

CONFIDENTIAL
 C. RAYMOND HUNT ASSOCIATES, INC. retains all rights to copy, use, distribute, display and create derivative works relating to the designs and drawings set forth herein and to make, have made, import, sell, or distribute any watercraft embodying such designs and drawings. These designs and drawings contain information that is proprietary to C. RAYMOND HUNT ASSOCIATES, INC. No use may be made of the designs, drawings or other proprietary information set forth herein without written agreement of C. RAYMOND HUNT ASSOCIATES, INC.



C. RAYMOND HUNT ASSOCIATES, INC.
 38 ELM STREET • NEW BEDFORD • MASSACHUSETTS • 02740 • USA
 TEL: 508.717.0600 • FAX: 508.717.0620 • E-MAIL: INFO@CRHUNT.COM
 © COPYRIGHT 2016 C. RAYMOND HUNT ASSOCIATES, INC.

SCALE	1:24	DRAWN BY	S.M.W. & B.L.S.
DATE	MARCH 10, 2016	CHKD BY	
DESIGN NO.	100-723	DWG NO.	001

PROJECT

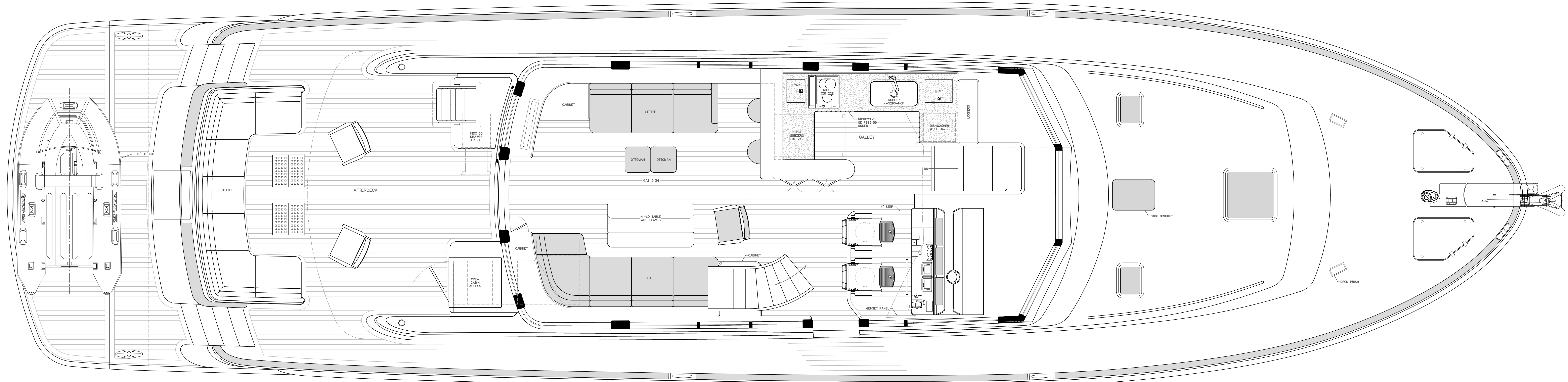
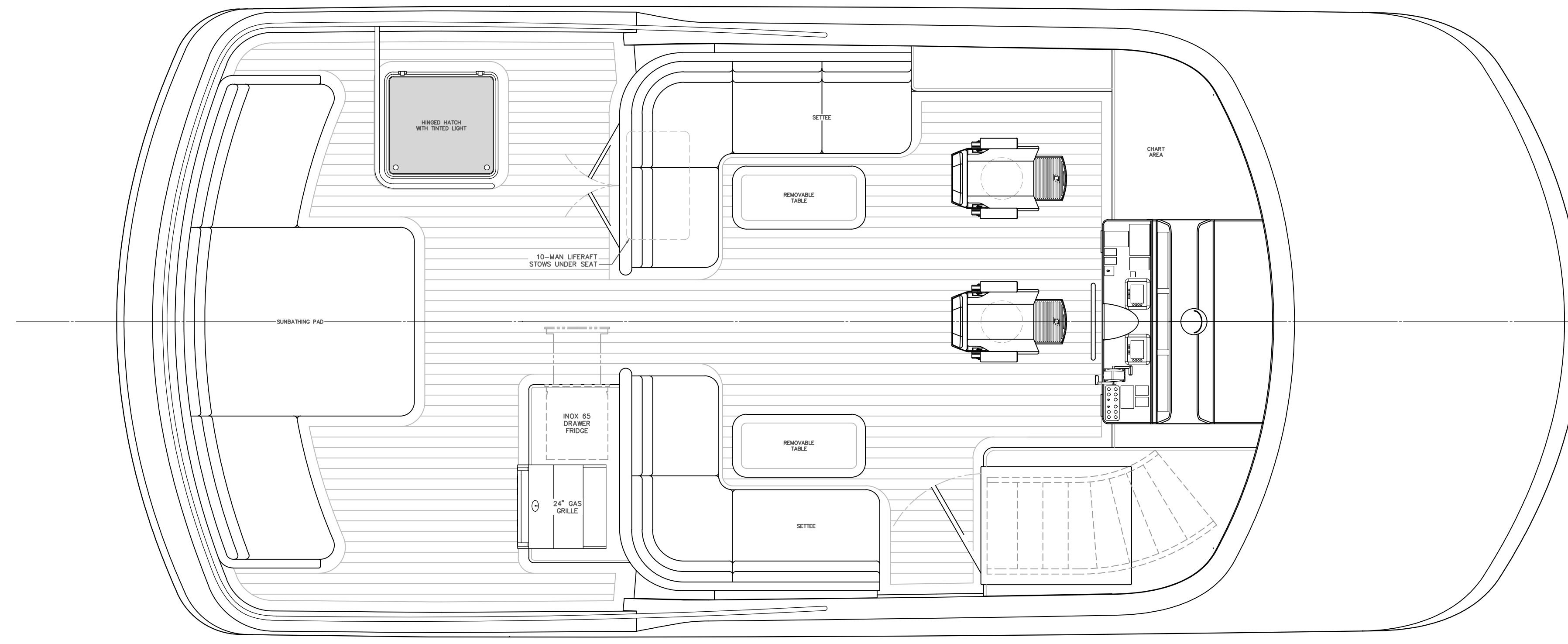
72 FT. FLYBRIDGE SEDAN

© PROTECTED DESIGN

OUTBOARD PROFILE

PRINCIPAL DIMENSIONS

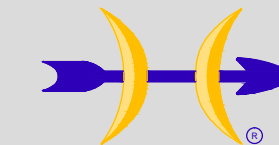
LENGTH, MOULDED	71'-3"
LENGTH, WATERLINE	63'-5"
BEAM, MOULDED	19'-6"
DRAFT, HULL	4'-0"
DRAFT, PROPS	5'-6"



LTR.	DESCRIPTION	DATE	DRAWN BY	CHKD. BY
D	COOKTOP ORIENTATION CORRECTED PER BOB RIEMENS	07/08/15	P.S.B.	W.W.
C	COOKTOP & VENT FAN REVISED	07/07/15	P.S.B.	W.W.
B	REVISED PER CLIENT MEETING OF 06.22.15.	06/25/15	P.S.B.	W.W.
A	GENERAL REVISIONS TO CORRESPOND WITH 2D AND 3D CONSTRUCTION DRAWINGS.	06/16/15	P.S.B.	W.W.

REVISIONS

CONFIDENTIAL
 C. RAYMOND HUNT ASSOCIATES, INC. retains all rights to copy, use, distribute, display and create derivative works relating to the designs and drawings set forth herein, and to make, have made, import, sell, or distribute any watercraft embodying such designs and drawings. These designs and drawings contain information that is proprietary to C. RAYMOND HUNT ASSOCIATES, INC. No use may be made of the designs, drawings or other proprietary information set forth herein without written agreement of C. RAYMOND HUNT ASSOCIATES, INC.



C. RAYMOND HUNT ASSOCIATES, INC.
 38 ELM STREET • NEW BEDFORD • MASSACHUSETTS • 02740 • USA
 TEL: 508.717.0600 • FAX: 508.717.0620 • E-MAIL: INFO@CRHUNT.COM
 © COPYRIGHT 2015 C. RAYMOND HUNT ASSOCIATES, INC.

SCALE	1:24	DRAWN BY	P.S.B.	PROJECT
DATE	MAY 12, 2015	CHKD BY	W.W.	DWG TITLE
DESIGN NO.	HH-723	DWG NO.	403	

72 FT. FLYBRIDGE SEDAN
 FOR ROGER & JENNIFER SMITH
 GENERAL ARRANGEMENT PLANS
 LEVEL 01, LEVEL 02 & LEVEL 03